

# MACCK<sup>®</sup>

vocational

# TITAN

by Mack

6x4  
TD713

- Heavy Transport
- Oil Field
- Logging

## STANDARD POWERTRAIN SPECIFICATIONS

### ENGINE: MACK MP10-515C

Peak Horsepower – 515HP at 1500-1800 RPM  
Horsepower – 490 HP at 1950 Gov. RPM  
Max. Torque – 1860 lb/ft at 1100-1400 RPM  
V-MAC IV – Total Vehicle Electronics  
Air Compressor – 636 (37.4 cfm)  
Air Cleaner – 9" Dual Element  
Alternator – Delco 12V 100A (24SI)  
Batteries, (3) Mack 12V 650/1950 CCA Threaded Stub Type  
Bug Screen – Mounted Behind Grille  
Coolant Protection, -34°F (-37°C)  
Mack Coolant Conditioner  
Diesel Particulate Filter – Mack Cap  
Exhaust After Treatment System – Ceramic Catalyzed  
Vertical Dual Exhaust – Bright Finish  
Mack PowerLeash™ Engine Brake  
Silicone Engine Hoses and Tubing  
Poly-V Fan Belt w/Automatic Tensioner  
Fan Drive, Electronically Modulated Type  
Flywheel Housing – Aluminum (Lightweight)  
Fuel Water Separator w/Manual Drain  
Mack EPDM Radiator & Heater Hoses  
Radiator – 1705 in<sup>3</sup>  
Engine Cold Starting Aid  
Starter – 12V Gear Reduction  
Electronic Starter Interlock

### TRANSMISSION: MACK T310

10-Speed, Ratios: 13.81 Low – 0.73 High  
Clutch – CL7995 15.5" Two Plated w/Dampened  
Ceramic Coax  
Transmission Bell Housing – Aluminum  
Main Driveline – Meritor 176N  
Interaxle Driveline – Meritor 17N HD

### REAR AXLE: MACK S38R

SPECIFICATIONS



**STANDARD POWERTRAIN SPECIFICATIONS (Continued)**

38,000 lb Capacity  
Tires – 11R22.5  
Carrier – Malleable CRDPC202/203  
Wheels – Aluminum Disc Bright Finish w/Dura Bright Protection, (8) 22.5" x 8.25" 10-Hole Hub Piloted  
Hub Material – Ferrous  
Brakes – Meritor "S" Cam 16.5" x 7" Q-Plus w/o Dust Shields  
Brake Drums – Cast Outboard Mounted  
Slack Adjusters – Automatic  
Suspension – Multileaf (Camelback) 38,000 lb Rating  
Spring Brake Chambers – (4) 30/30 Double Diaphragm Type/Mechanical Spring Release

**FRONT AXLE: MACK FXL14.6**

14,600 lb. Capacity  
Tires – 11R22.5  
Wheels – Aluminum Disc Bright Finish w/Dura Bright Protection, (2) 22.5" x 8.25" 10-Hole Hub Piloted  
Hub Material – Ferrous  
Brakes – Meritor "S" Cam 16.5"x 5" Q-Plus w/o Dust Shields  
Brake Drums – Cast Outboard Mounted  
Shock Absorbers – Double Acting Type  
Slack Adjusters – Automatic  
Suspension – Mack Taperleaf 14,600 lb. Ground Load Rating (2 Leaf Spring)  
Steering – TAS66 TRW Integral Power Steering

**CAB: CA68 CONVENTIONAL****STANDARD CAB INTERIOR/EXTERIOR SPECIFICATIONS**

Air Conditioner w/Integral Heater  
Air Restriction Monitor Graduated Lock Up (Air Cleaner Intake Mounted)  
Ash Tray  
Cab Mounting – Air Suspension w/Lateral Stabilizer  
Cigar Lighter  
Coat Hook  
Cup Holders, Driver's & Rider's Side  
Dome Lights, 2 Lamps LH/ 2 Lamps RH  
Galvanized Steel Visibility Doors  
Door Trim – Padded w/Vinyl Arm Rest Pads  
Engine Shutoff – Key Type  
Floor Mats, Mack Signature Polyurethane  
Gauges – Air Pressure, Engine Coolant Temperature, Engine Oil Pressure, Engine Oil Temperature, Speedometer, Tachometer, Fuel Level  
Gauge Cluster - Transmission Oil Temperature & Air Suspension Gauges  
Grab Handles, Aluminum RH & LH Mounted Inside Door and Outside Behind Door  
Grille – Bright Finish Bars w/Bright Finish Grille Surround  
Titan Hood – Reaction Injected Molded Metton  
Hood Insulation  
Horn – (2) Mack Rectangular Trumpet Air Horns w/Snow Shield  
Identification and Clearance Lights (5) Chrome Bullet Type  
Co-Pilot Driver Display  
Instrument Panel – Brushed Nickel  
Interior Trim: Pedigree – Sandstone  
Keys – (2) Keyed at Random  
Low Air Pressure Indicator Light and Buzzer  
Exterior Mirrors –RH & LH Bright Finish Mack Bulldog w/Stainless Steel Arms  
Parking Brake On Indicator Light

Overhead Console, 2 Storage Compartments w/Net Retainers  
12 Volt Auxiliary Power Outlets (2) – Dash Mounted  
AM/FM Stereo CD w/Weather Band  
Supply & 2 Speakers  
CB – 5 way Binding Post  
Driver Seat – Bostrom Talladega 915 Mid-Back Air Suspension  
Rider Seat – Mack Fixed Mid-Back Non-suspension  
Seat Belts – Lap and Shoulder w/Cab Mounted Shoulder Belt  
Key Type Starter Switch  
Steering Column, Adjustable  
Tilt Telescope  
Steering Wheel – Two Spoke  
Urethane Grip Brushed  
Nickel Spokes & MACK  
Horn Cap  
Rear Storage Pouch  
Interior Sun Visor Both Sides  
RH Door Peep Window  
Power Windows and Locks  
Windshield – Safety Tinted 2 Piece  
Safety Tinted Side and Rear Windows  
Windshield Wipers – Electric Wiper Mounted w/Reservoir Mounted under Hood  
Windshield Wipers – 2 Speed Electric Motor w/Intermittent Feature  
Paint Color – Mack White (Cab, Hood & Fenders), Mack Black (Chassis Running Gear)

**AIR/BRAKE**

Dual Air Brake System

**ADDITIONAL STANDARD SPECIFICATIONS**

Air Dryer - 1200P w/Coalescing Filter  
Air Reservoirs – Polished Aluminum  
Anti-Lock Brake System w/o Traction Control  
Parking Brake Control – Single Valve System

**ELECTRICAL**

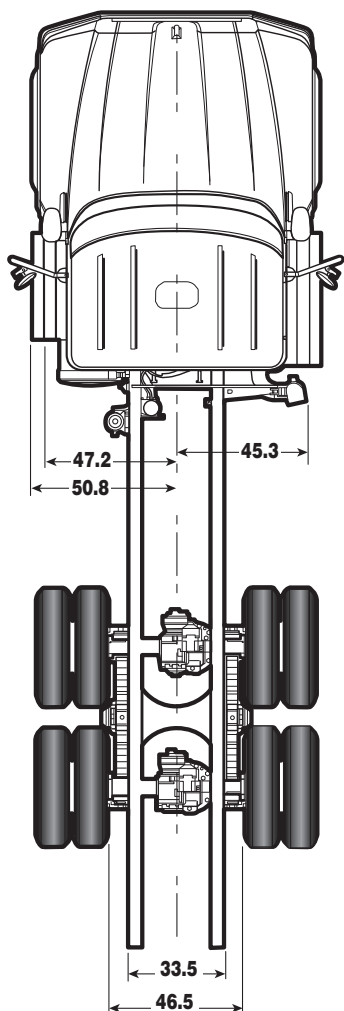
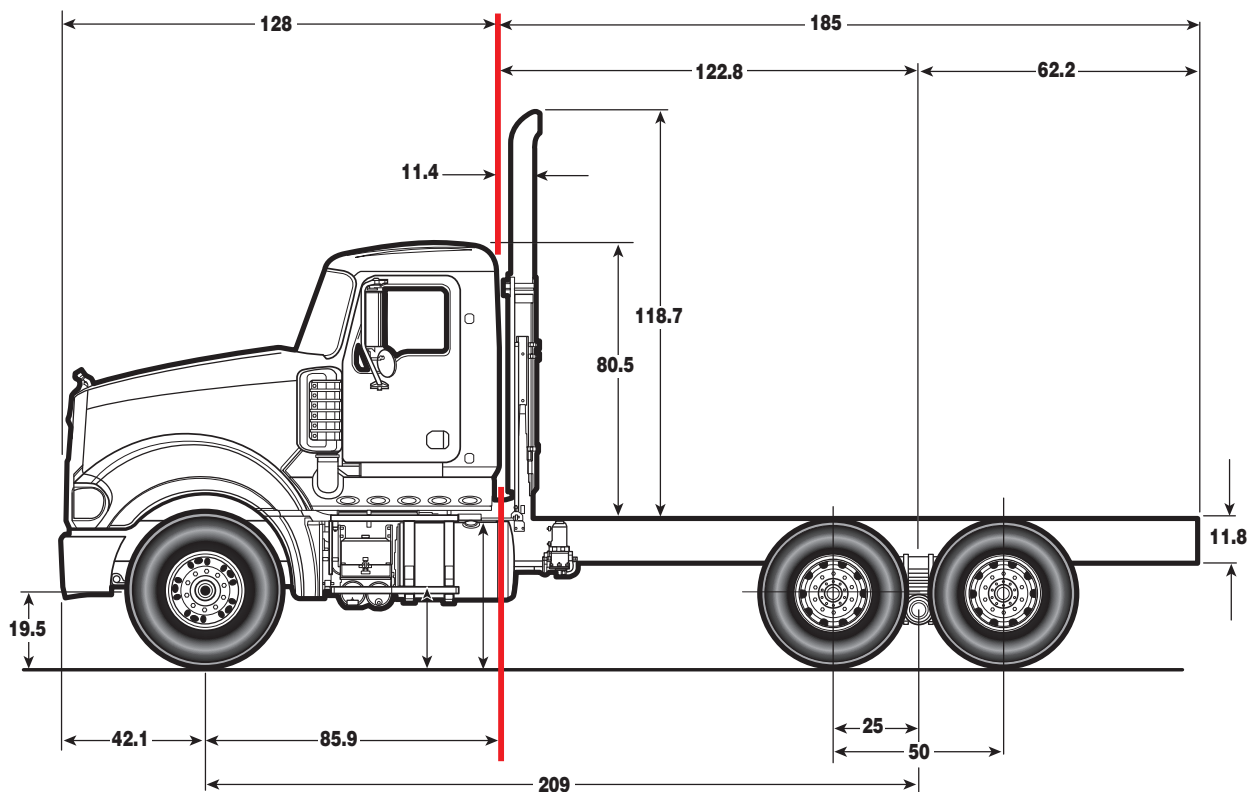
12 Volt Electrical System

Battery Box – Polished Aluminum  
Courtesy Light Switch – Headlamp and Clearance  
Daytime Running Lights  
Electric Circuit Protection Package  
Body Link II  
Waterproof Electrical Connections  
Headlights – Halogen Flush  
Transistorized Turn Signal Flasher

**FRAME EQUIPMENT/FUEL TANKS**

Frame Rail w/out Liner – 11.81" x 3.54" x .32" Steel


## STANDARD CHASSIS DIMENSIONS



Section Modulus – 17.7 in<sup>3</sup>  
 RBM (per rail) – 2,120,000 lb. in.  
 Front Bumper – Steel, Stylized Bright Finish Flush Mounted  
 Bumper to Back of Cab (BBC) – 128"  
 Crossmembers – BOC & Intermediate(s) Steel HD Back-to-Back Channel  
 Front Tow Device – (2) Clevis  
 Fuel Tanks – 50 Gallon LH Steel 22" dia. Polished Aluminum

### STANDARD WHEELBASE/LOAD PLATFORM

Bogie Spacing – 50"  
 Wheelbase (WB) – 209"  
 Cab to Axle (CA) – 123"  
 Load Platform (LP) – 185"  
 Rear Axle to End of Frame (AF) – 62"



**AVAILABLE DRIVELINE COMPONENTS**
**TRANSMISSIONS**

MODEL	SPEEDS	RATIOS (LOW/HIGH)
<b>MACK</b>		
T310	10	13.81/0.73
T310ME21	10	17.35/0.73
T31321	13	13.44/0.71
T313LR21	13	16.42/0.71
T31821	18	13.44/0.71
T318LR21	18	16.42/0.71
<b>EATON FULLER</b>		
FRO-18210C	10	12.94/0.74
RTO18910B-AS3	10	10.96/0.74
RTLO-18913A	13	12.31/0.73
RTLO-20913A	13	12.31/0.73
RTLO-18918B	18	14.40/0.73
RTLO-20918B	18	14.40/0.73
RTLO-18918A-AS3	18	12.19/0.73
RTLO-20918A-AS3	18	12.19/0.73

**MP10—ENGINES**

MODEL	HORSEPOWER
<b>MACK</b>	
MP10-515C	515 HP [384 kW] @ 1500-1800 RPM 490 HP [365] @ 1950 RPM
MP10-565C	565 HP [421 kW] @ 1600-1800 RPM 540 HP [403] @ 1950 RPM
MP10-605C	605 HP [451 kW] @ 1600-1800 RPM 555 HP [415] @ 1950 RPM

**AXLES**

CAPACITY	MAKE	MODEL
<b>FRONT AXLES</b>		
12,000 lb. [5 443 kg]	MACK	FXL12
14,600 lb. [6 600kg]	MACK	FXL14.6
18,000 lb. [8 165 kg]	MACK	FXL18
20,000 lb. [9 072 kg]	MACK	FXL20
<b>REAR AXLES</b>		
38,000 lb. [17 239 kg]	MACK	S38R/SB38
40,000 lb. [18 144 kg]	MACK	SB38
	DANA SPICER	DS405/DS405P
	MERITOR	RT40-145
44,000 lb. [19 958 kg]	MACK	S440
46,000 lb. [20 866 kg]	MACK	S440-46/S462
	DANA SPICER	D46-170HP
	MERITOR	RT46-160 RT46-164EH
52,000 lb. [23 586 kg]	MACK	S522
58,000 lb. [26 309 kg]	MACK	S582
65,000 lb. [29 484 kg]	MACK	S652

The information in this brochure was accurate as of the date of the publication. Illustrations may not be representative of current product. Mack Trucks, Inc. reserves the right to make changes in specifications, equipment or design, or to discontinue models or options without notice at any time.


**A SALES ENGINEERING PUBLICATION**